

10th Mt. Fuji International Opera Competition of Shizuoka

How to Apply for the Competition

Contents

1. Create your Muvac account.....P 2-9
2. Register your Résumé on Muvac....P10
3. Apply for the Competition on Muvac..P11

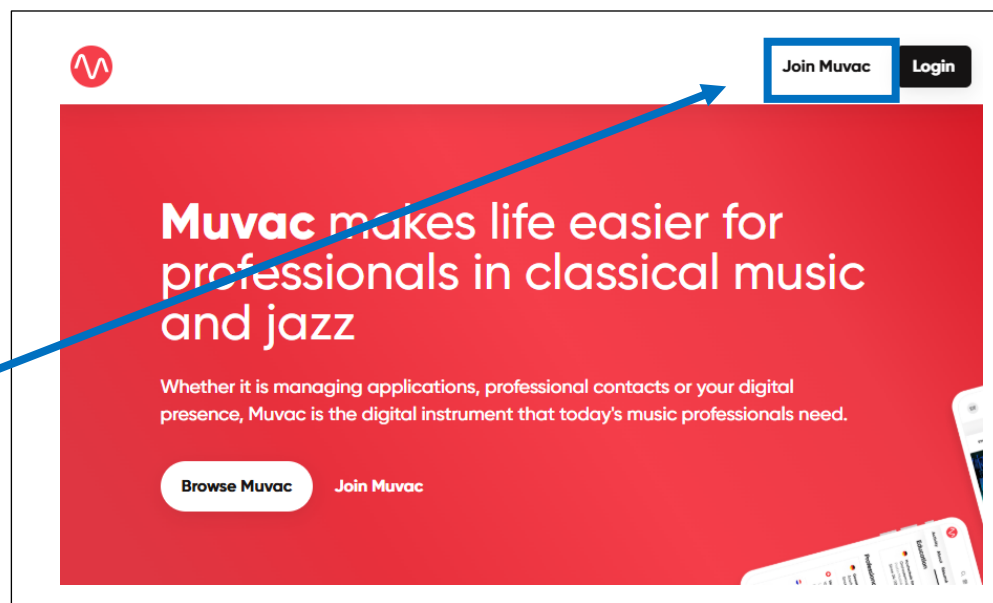
The 10th Mt. Fuji International Opera Competition of Shizuoka accepts applications through Muvac (an online application and audition management service for classical musicians and music organizations). This guide explains how to create a Muvac account, register your details, and what you need to submit for your competition application.

1. Create your Muvac account

To apply for the Mt. Fuji International Opera Competition of Shizuoka, you need your Muvac account. First, let's create your Muvac account!

1-1 Register your email address

- (1) Access the Muvac website (<https://www.muvac.com/en>) and click **Join Muvac** in the upper right corner on the top page.



- (2) Input your email address to receive emails.

If you are under 18 years of age, set ON.
*Also see (3).

Agree to the Muvac's Terms of Use and Privacy Policy, then click **Join Muvac**.

(3) If you are **under 18 years of age**, input the following items.

- 1. Full name of applicant
- 2. Birthday of applicant
- 3. Name of parent/ legal guardian
- 4. Passport ID
- 5. Signature of parent/ legal guardian

Move the mouse to sign on the screen.

Press **Clear** to rewrite.

-6. Once you have written your signature, press the **Confirm** button.

-7. Agree to the Muvac's **Terms of Use** and **Privacy Policy**, then click **Join Muvac**.

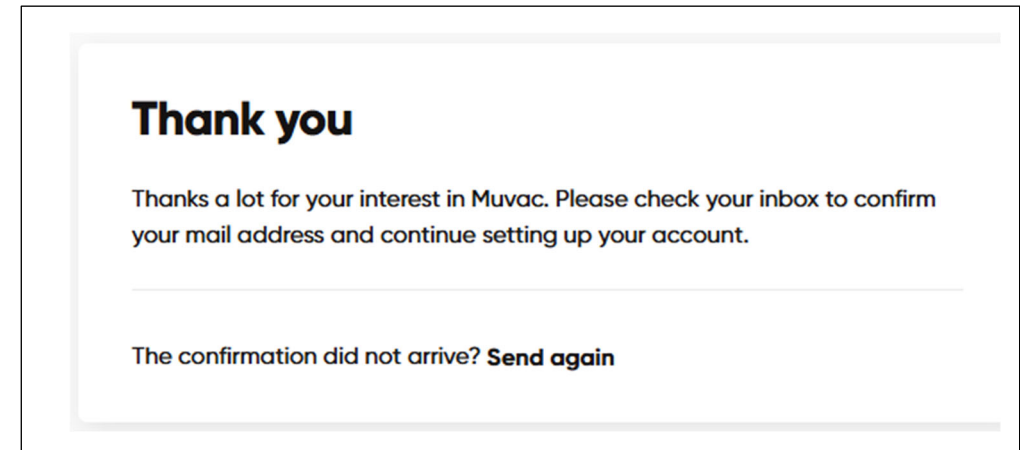
The screenshot shows the 'Join Muvac' form with the following elements and numbered annotations:

- 1**: Points to the 'Full name of applicant' input field.
- 2**: Points to the 'Birthday of applicant' input field, which includes a date picker icon.
- 3**: Points to the 'Name of parent / legal guardian' input field.
- 4**: Points to the 'Passport ID (optional)' input field.
- 5**: Points to the 'Signature' area, which is a large text box for writing.
- 6**: Points to the 'Confirm' button, which is a green button with a checkmark icon.
- 7**: Points to the 'Join Muvac' button, which is a green button at the bottom of the form.

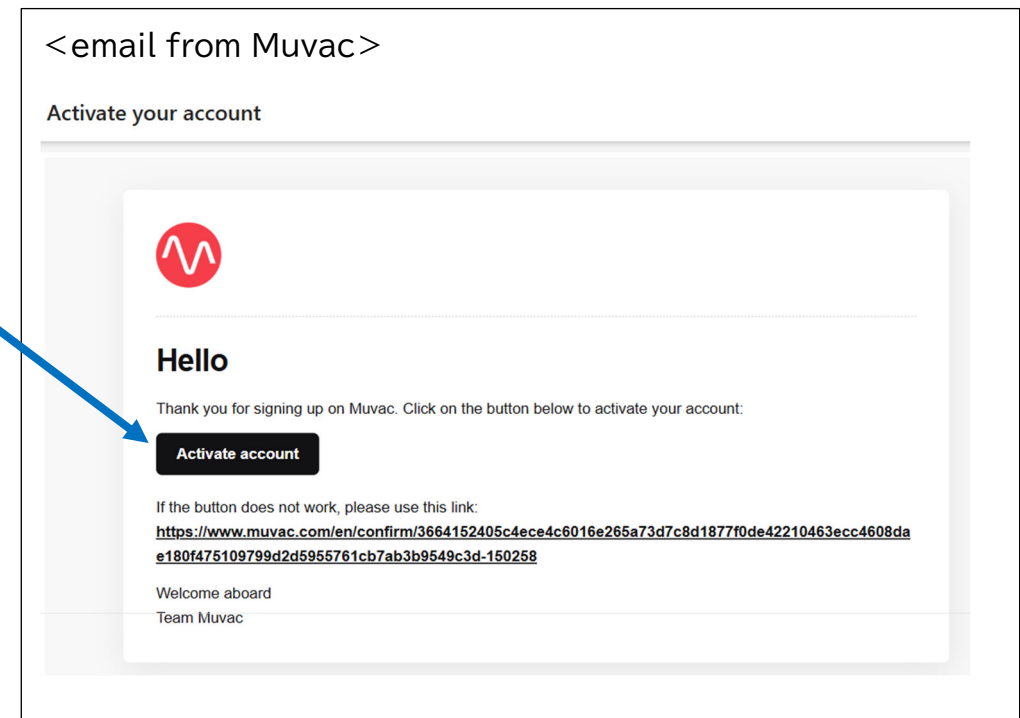
Additional form details include:

- An 'Email' input field at the top.
- A radio button labeled 'I am younger than 18 years of age' which is selected.
- A blue box with a warning icon and text: 'Declaration of consent from a legal representative. Before you can proceed, we need a declaration of consent from a legal representative (parent or legal guardian). This is required for all users younger than 18. Please follow the steps below.'
- A 'Clear' button (grey with an eraser icon) next to the signature area.
- A checkbox area at the bottom with the text: 'By joining, you accept our [terms of use](#) and [privacy policy](#).'

- (4) Once the screen changes to “Thank you,” an email from Muvac will be sent to your registered email address.



- (5) Open the email from Muvac and click **Activate account** to activate your account.



1-2 Set the password

(1) Enter the password you wish to set.

Password Requirements

- 12 characters or more
- Must include at least one uppercase letter, one lowercase letter, and one number.

(2) Re-enter the same password for confirmation.

Set password

Password (needs to have at least 12 characters)

Repeat password

Continue

1-3 Creating your Profile

(1) Enter/select the following items.

1. Salutation
2. First name/ Last name
3. Country

*Once you select your country, the “Time zone” is automatically Input.

4. Click **Continue** to submit.

Select an option

Ms.

Mr.

Non-binary

Prefer not to say

Personal data

Salutation

Select an option

First name

Last name

Country

Select country

Time zone

Select an option

Continue

(2) Select “Individual.”



If you choose “Ensemble” or others, you can not apply for this Competition.

Create profile



Individual

Instrumentalist, singer, performer, conductor, composer, creative, manager or expert in media



Ensemble

Chamber music ensemble, symphony orchestra or choir



More

Agency, foundation, association, public institution or private company

(3) Select “This profile is for myself or a family member.”

Create profile



This profile is for myself or a family member

Use this if you manage the profile yourself



This profile is created on behalf of somebody else

Use this if you are an agent or manager

Ms.

Hanako

Shizuoka

1995-04-01

Expertise

You can add more expertises later

Singer

Soprano

(4) Input your birth date.

(5) Select “Singer.”

(6) Select the applicable “Voice Type” from the dropdown list.

e.g.) Those who are sopranos can select the top option labeled “Soprano” from the choices “Soprano,” “Soprano1,” and “Soprano2.”

*The same applies to other voice types.

(7) If applicable, select your activity history (optional).

(8) Regarding Specialization

No Specialization → Select “No Specialisation”.

Specialised in... → You may select up to four specialisations.

(9) Click **Continue** to submit.

The screenshot shows a registration form for the Mt. Fuji International Opera Competition. It includes sections for Expertise, Experience, and Specialisation. Blue arrows point from the instructions on the left to the corresponding form fields. The 'Expertise' section has a dropdown for 'Singer' and a 'Select voice type' dropdown with options like 'Soprano', 'Soprano 1', 'Soprano 2', 'Mezzo', and 'Mezzo'. The 'Experience' section has a grid of activity history options, with 'Opera repertoire' selected. The 'Specialisation' section has radio buttons for 'No specialisation' and 'Specialised in...' (selected), with a grid of specialisation options including 'Classical period', 'Romantic period', '20th century', 'Contemporary', 'Non-western classical', 'Jazz', 'Indie classical', and 'Period instruments'. At the bottom, there is a back arrow and a 'Continue' button.

Expertise
You can add more expertises later

Singer

Select voice type

Soprano

Soprano

Soprano 1

Soprano 2

Mezzo

Mezzo

Experience

Soloist performances Chamber music

Symphonic music Choral music Opera repertoire

Oratorio repertoire Lied repertoire

Interdisciplinary projects Educational programs

Theatre projects Dance projects Studio recordings

Video / film Improvisation Projects with speaker

Historically informed performance

Specialisation

☐ No specialisation

☒ Specialised in... (select up to 4)

Early music Renaissance Baroque Classical period

Romantic period 20th century Contemporary

Non-western classical Jazz Indie classical

Period instruments

← Continue

(10) Enter your address and phone number.

- 1. Street address
- 2. ZIP
- 3. City
- 4. Country
- 5. Time zone (automatically selected)
- 6. Phone

Click **+ Add number** to add your phone number.

(11) Click **+ Add web link** to choose SNS and input your

SNS URLs which you want to connect to your Muvac account (Optional).

(12) Press **Continue** to submit.

**Your Muvac account and profile
have finally created!**

Let's add more detailed information to your profile.

(13) Select Private / Public.

*You can choose either Private or Public here.

Create profile



SOPRANO

Hanako Shizuoka

Chuo-Ku, Hamamatsu-Shi, Shizuoka (Japan)



Biography

Hanako Shizuoka is a singer (soprano) from Chuo-Ku, Hamamatsu-Shi, Shizuoka (Japan). She is specialised in classical period and mainly experienced in opera repertoire.

*Please note that this text was generated automatically and we encourage you to update it in your profile settings

Visibility



Private

Private profiles are only visible to you unless you grant specific rights to others (for instance when you apply for an opportunity).



Public

Public profiles are visible to anybody in "Browse" and can be shared like your personal website.

Go to profile


(14) Click **Go to profile** to go the next step.

2. Register your Résumé on Muvac

To apply for the Mt. Fuji International Opera Competition of Shizuoka, you need to input your detailed information on your “Résumé” page.

(1) Log in to your Muvac account, click “Résumé” on your profile page.

(2) Input the details about each item.

Click the  button on the right to register and add more items.

After inputting, you can edit and delete items from .

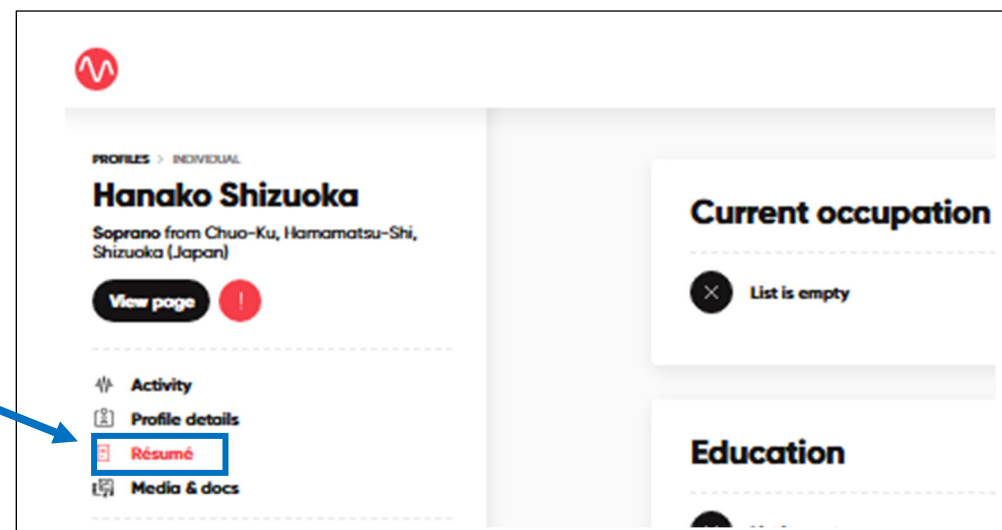
3, 4 and 5 may be left blank if not applicable.

Click **Save** to save the data when you complete the input in each item.

This completes your “Résumé” registration.

Additionally, you must submit a competition application during the competition **application period: January 5, 2026 - May 1, 2026.**

Please be sure to apply via the “Mt. Fuji International Opera Competition of Shizuoka” page on the Muvac website.



The next page summarizes the information required for the competition application for your reference.

3. Apply for the Competition on Muvac

After creating your Muvac account and registering your résumé, you need to submit your application via the “Mt. Fuji International Opera Competition of Shizuoka” page on the Muvac website. Please upload the required documents and information by clicking the [Apply Now](#) button displayed on the competition page during the application period. Preparing the necessary data and information beforehand will enable you to complete the application procedures smoothly.

Documents and information you prepare	Details and notes	File format available to upload
1. Portrait photo	<ul style="list-style-type: none"> • Taken within six months before the application date (at least 300 dpi) • Free from copyright 	JPG, PNG, WEBP, GIF, PDF, XLS, XLSX, ZIP
2. Scan of Passport or ID card	Scanned data of your passport or an official document with your name, nationality and birth date written in Japanese or English.	JPG, PNG, WEBP, GIF, PDF, XLS, XLSX, ZIP
3. Place of birth	Name of country and city	
4. Video recording for a preliminary audition-1	See “Guide for Applicants” -10 Application Procedures (2)-4.	MP4 recommended
5. Video recording for a preliminary audition-2	See “Guide for Applicants” -10 Application Procedures (2)-4.	MP4 recommended
6. Recording certificate for Video-1	Title of Aria and Opera, Name of Role, Composer, First Phrase of Lyrics, Date and Place of Recording	
7. Recording certificate for Video-2	Title of Aria and Opera, Name of Role, Composer, First Phrase of Lyrics, Date and Place of Recording	
8. An Aria for the 1st Round	Title of Aria and Opera, Name of Role, Composer, First Phrase of Lyrics, Key and Length	
9. An Aria for the Final Round	Title of Aria and Opera, Name of Role, Composer, First Phrase of Lyrics, Key and Length	
10. Second aria performed in First or Final Round-4 arias needed. *The jury committee will designate for each round from among the four during the competition.	Title of Aria and Opera, Name of Role, Composer, First Phrase of Lyrics, Key and Length	
11. An opera role for the 2nd Round	See “Guide for Applicants” -List of Opera Roles for the 2nd Round.	
12. If you bring your own accompanist	Accompanist’s name, nationality, address and phone number	
<ul style="list-style-type: none"> ● Please skip the “Additional documents,” if you have already uploaded all the documents so far. ● Regarding #8-10 above, those were named “Self-Chosen Aria” for 8 and 9, “Proposed Aria” for 10 at the time of the 9th Competition. 		

If you have any questions about the application, please feel free to contact the Secretariat of the Mt. Fuji Opera at: opera@suac.ac.jp